

Basic Snare Drum Rudiments

Open and Closed rolls

There are two basic ways to play a roll on a snare drum:

- 1) The open roll
- 2) The closed roll

Open rolls are played with double strokes.

A double stroke is two notes on the same hand, played with one downward motion.

The first note bounces, the second is a rebound.

Count sixteenth notes and allow each stroke to hit twice.



A closed roll is played with multiple bounce strokes. Use the first joint of the forefinger and the thumb as a fulcrum. Let your hand "fall" from the wrist allowing the stick to bounce in a pivoting motion. Be sure not to force the stick down. get as many rebounds as possible.




Practice starting the left stroke before the right has finished bouncing. Practice three, then four strokes in the same manner until you can play continuous overlapping strokes.



Basic Rules for Playing Rolls


- 1.) Start and finish with the right hand.
- 2.) Count and stroke sixteenth notes.
- 3.) Finish untied rolls with a single stroke. This gives the end of the roll a slight unwritten accent.

is played:



1 e + a 2 e + a 3 e + a 4 e +

is played:



1 e + a 2 e + a 3 e + a 4 e + a 1

Notice the last two lines of the following page. Bars 29 through 32 sound alike to a drummer. In bars 33 to 36, the rolls give the notes sustain for their full time values. Bars 33 to 36 are to a drummer what bars 29 to 32 are to other instrumentalists. All of the rolls on the following page can be practiced with open rolls as well as closed rolls. As a rule, rolls are played closed unless the music specifically says to play open.






i.e.



R R L L R R L L R

RRLRLRLR

9



Basic Rudimental Rolls


The following are examples of open rolls that begin and end on the same hand.
These should be memorized.

There is more than one way of writing each.


The 5 stroke roll:




The 9 stroke roll:



The 13 stroke roll:



The 17 stroke roll:



To close a roll means to replace the double strokes with multiple bounce strokes.

i.e:

The 5 stroke roll



becomes:



